




C MAX ABSORB 40mm High Performance Acoustic Ceiling Tile

INDENT ONLY



C Max is a glass wool tile with a refined white painted monolithic pre-finished face:

- Extremely high Noise Reduction Coefficient (NRC) to reduce Reverberation Time.
- Mid-range tile suitable for exhibit halls, museums, medical centres, offices, classrooms, receptions, meeting rooms and other commercial interiors.
- This product is constructed from 90% dry felt resin bonded glass-wool, utilizing longer fibres in a more compact fibre arrangement. This non-absorbent, non-water soluble design gives C Max improved durability when compared to mineral fibre.
- The high density glass-wool which achieves a density of 100kg/m^3 . This results in a light weight, high performance ceiling tile which is user friendly and ideal for use in large spaces.
- 30 year lifetime system warranty to withstand conditions up to 40° - 99% relative humidity without visible sag when used with a T&R Interior Systems brand suspension system. Tiles should be installed in accordance with the grid manufacturers instructions.



EMISSIONS, SUSTAINABILITY AND THE ENVIRONMENT -

For Green Star rated projects, C Max has been verified and meets the Greenguard Emission Certificate standard.

Wellington Head Office
12 Glover St, Ngauranga
Wellington 6035
PO Box 38533
Wellington Mail Centre 5045
/t/ 04 499 5915


Auckland
19 - 21 Fairfax Ave,
Penrose, Auckland 1061
PO Box 112360,
Penrose, Auckland 1642
/t/ 09 571 0395

Christchurch
69 Disraeli St, Addington
Christchurch 8023
PO Box 7197
Christchurch 8240
/t/ 03 366 2507



C MAX ABSORB 40mm High Performance Acoustic Ceiling Tile

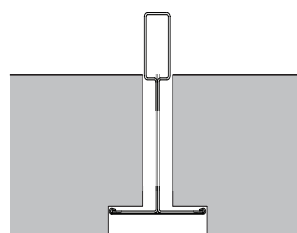
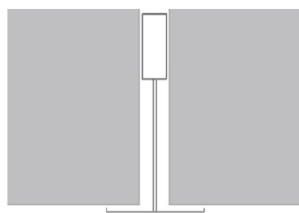


TEST DESCRIPTION	RESULT	TEST METHOD
Noise Reduction Coefficient	NRC 0.95 - 1.0	ISO 354:2003
Ceiling Attenuation Class	CAC < 30	
Light Reflectance	LR > 87%	ASTM E1477-98
Density	100kg/m ³	
Weight	40mm: 4kg/m ²	
Fire Test - ISO 5660 Parts 1&2	 Group 1-S	BRANZ Cone Calorimeter NZBC C/AS1 – AS27
Moisture Rate	≤ 1 %	JC/T 670 – 2005
Thermal Resistance	≥ 0.4 (m ² -k/w)	ASTMC 423

- SIZE**
 40mm Depth *Square Edge, *Reveal Edge,
 *Concealed, *Direct Fix
 *[2400 x 600] *[1200 x 600] *[1500 x 300]
 *[1200 x 300] *[600 x 600]
 To suit 24 mm grid patterns
 * Available by indent order.
 Other sizes available on request.

- COLOUR** White

- EDGE DETAIL**



Wellington Head Office
 12 Glover St, Ngauranga
 Wellington 6035
 PO Box 38533
 Wellington Mail Centre 5045
 /t/ 04 499 5915

Auckland
 19 - 21 Fairfax Ave,
 Penrose, Auckland 1061
 PO Box 112360,
 Penrose, Auckland 1642
 /t/ 09 571 0395

Christchurch
 69 Disraeli St, Addington
 Christchurch 8023
 PO Box 7197
 Christchurch 8240
 /t/ 03 366 2507